



# formula **FREE COOLING** LINE

**AIR SOURCE CHILLER FEATURING  
FREE COOLING FUNCTION, WITH  
SCROLL AND SCREW COMPRESSORS,  
FROM 40 TO 1321 kW**

**FULL FREE COOLING  
AT HIGH TEMPERATURE**

**OPTIMIZED FREE  
COOLING MANAGEMENT**

**EXCLUSIVE  
DEDICATED COILS**

**SMART  
CONTROLS**



# **WHEN COOLING DEMAND IS A NECESSITY ALL YEAR LONG**

**MODERN DATA CENTERS,  
TELECOMMUNICATION AND  
INDUSTRIAL PROCESSES CAUSE  
HIGH INTERNAL THERMAL  
LOADS ALL YEAR LONG**

**CLIMAVENETA HAS  
DEVELOPED ITS OWN  
NO-COMPROMISE ANSWER  
TO THE MAIN CHALLENGES  
POSED BY THESE STRUCTURES**

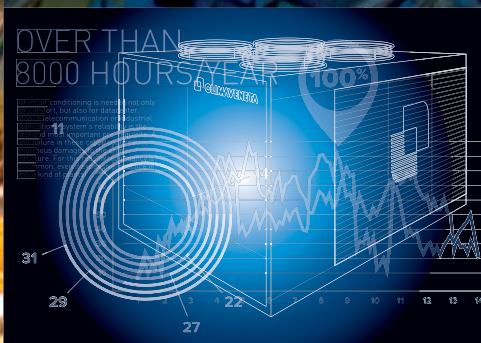




## USING OUTDOOR AIR FOR COOLING

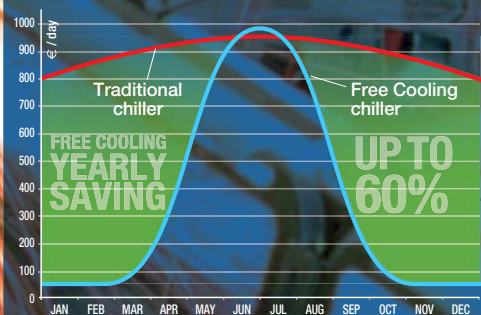
When air conditioning is requested all year long, even in cold seasons, it is a shame to waste energy to produce cooling capacity when it would be just sufficient to get it from the environment. For free, for a high energy saving, for a green approach to air conditioning.

With a traditional chiller technology this is not possible because of its basic design that uses compressors even in cold seasons. Switching the compressors off and chilling the hydraulic circuit with the air is today's challenge number one: maximum output, minimum input.



## RELIABILITY

When air conditioning is needed not only for comfort, but also for datacenter, mobile telecommunication or industrial applications, system's reliability is the first and most important prerequisite. A unit failure in units with more than 8000 hours/year of working time could cause enormous damages to the entire structure. For this reason redundancy is a common, even if expensive, practice that offers reliable systems with minimized risks. As alternative a simple unit has to be installed, minimizing the number of critical components.



## LOW OPERATING COSTS

A low energy bill is more than desired when a unit is supposed to work for most of the year. A unit's efficiency increase of only 1% in a 1 MW plant entails up to potential operating cost saving of 5.000€ per years. What about if the entire plant could more than double its efficiency? The energy bill will cut by half, and the money saved could put it towards the building itself, adding more value to it.

◀ In a datacenter with 1MW cooling capacity, energy bill can rise up to 1000€/day. Thanks to the advantages offered by free-cooling technology, the operating costs can be cut down to 50€/day during winter months, adding up to a 60% saving over the whole year, depending on the location and climate profile.



## HIGHEST USE OF RENEWABLE ENERGY

More and more sustainability is the main issue that really add value to buildings. The use of green technology, in this sense, helps to gain points with the most known protocols of sustainability and moreover ensure high energy savings.

When air conditioning is a constant request all year long, even during cold seasons, the air source for a chiller operation can be considered a renewable source, available wherever, with no limitations. Design a unit, capable to chill the water with the simple and direct heat exchange between the plant hydraulic circuit and the outdoor air, is the target to achieve to comply with modern requests of green technology use.

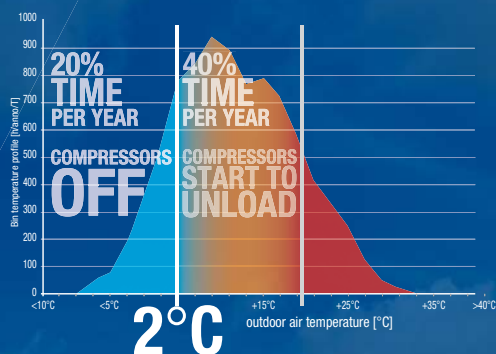


# FREE COOLING

## THE ULTIMATE SOLUTION TO USE 'FREE' OUTDOOR AIR FOR COOLING

HOW LOW OUTDOOR TEMPERATURES CAN  
CHILL WATER, ENSURING TOTAL COMFORT  
AND UP TO 60% ENERGY SAVINGS



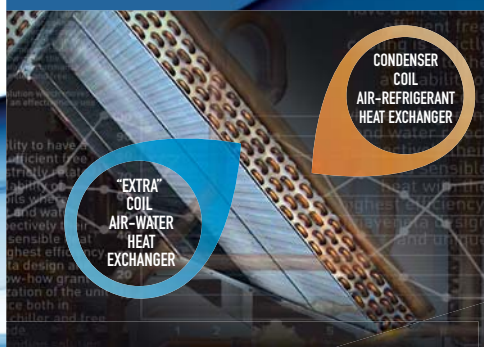


## FULL FREE COOLING AT HIGH TEMPERATURE

Except for harsh climate, the most of the cities temperature profiles show a high concentration of hours per year below 2°C ambient temperature. With the latest Climaveneta Free Cooling technology, the chiller can achieve the full cooling demand without the compressors and through a direct heat exchange air/water already when air temperature drops below 2°C. A patent pending solution in the screw line FX-FC, permits to achieve this important target without compromising the chiller performance with higher outdoor air temperature.

## OPTIMIZED FREE COOLING MANAGEMENT

Smart controls are the only possible way to stretch the energy saving achievable by free cooling units. The W3000 control, is able to take advantage of air free cooling potential as soon as the outdoor temperature decrease below the plant's circuit return. Therefore, the power consumption of Climaveneta Free Cooling units dramatically decrease even below 20°C outdoor temperature, which means for most of the yearly operating hours. Moreover the 'adaptive set point option' when implemented in the unit, enables a further more performance optimization: as soon as the building demand decrease, it is possible to adjust the unit set point to minimize the compressors work and thus striking more the contribute of direct free cooling. The advanced thermoregulation control grants high energy saving without compromising the system global performance.



## EXCLUSIVE DEDICATED COILS

The capability to have a direct and efficient free cooling is strictly related to the availability of peculiar coils where refrigerant and water reject respectively their latent and sensible heat with the highest efficiency. Climaveneta design and unique know-how grant the optimization of the unit performance both in traditional chiller and free cooling mode. A patent pending solution which moves into the direction of an effectiveness use of resources.

## SMART CONTROLS

The chilled water temperature control is always granted thanks to the advanced thermo regulation algorithms. Compressors, fans, pumps and valves are dynamically regulated to fit with the plant set point. As soon as the free cooling air contribute starts, hydraulic valves start opening and compressors and fans smoothly partialize to cover just the energy gap left by the first direct heat exchange between air and water. Climaveneta experience in Free Cooling units design is the proof of stable and precise combined resources control.



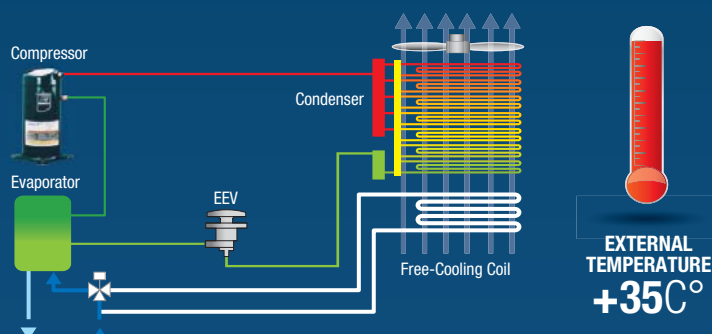
# FREE COOLING MODE

The strenght point of Climaveneta Free Cooling units is their capability to manage with high flexibility and reliability the overall cooling capacity depending to each peculiar building demand and external temperature conditions.

## SUMMER TIME

The water is completely chilled by the normal refrigerant cycle, using the compressor.

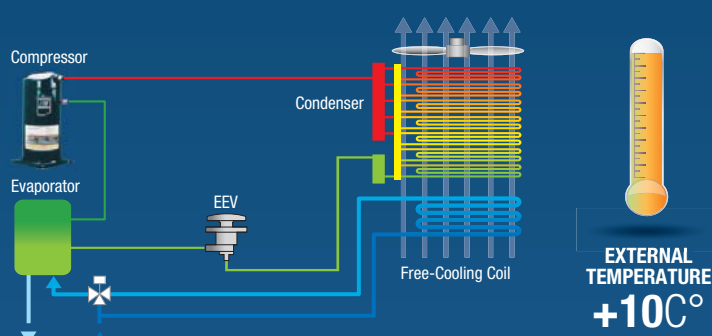
The Free-cooling water coil is OFF



## MID-SEASON

The water is partially chilled by the outdoor air, and partially by the compressor. The percentage of free-cooling obtained by the system depends on the outdoor air temperature.

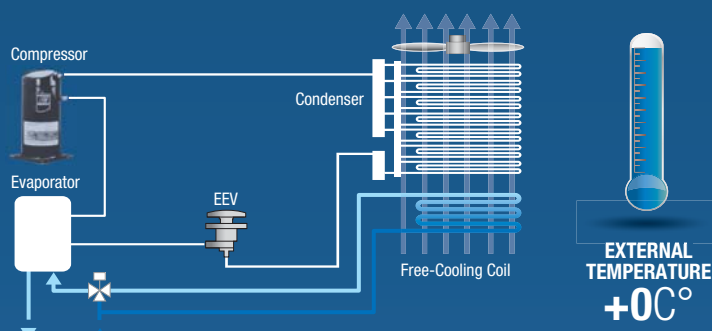
A 3-way valve is used to divert the water flow through the free-cooling system. The units optimize the electrical power consumption.



## WINTER TIME

When outdoor temperature is low enough, water is completely chilled by the free-cooling coil, keeping the compressor OFF.

In this phase, the electrical power consumption is only due to the fans.



## HIGHLIGHTS

### DEMETRA

DEMETRA represents the solution for the most evolved and up-to-date requirements concerning the energy management of HVAC hydraulic systems. DEMETRA (DEvice for Metering of Energy TRAnsfers) in fact, enables the metering of both electric energy consumption and cooling performances; thanks to the intimate connection to each Climaveneta units controlling algorithms, with DEMETRA the final user can even measure the free cooling quote, get for free with the direct air/water heat exchanger. DEMETRA can monitor up to 8 units connected together.

DEMETRA continuously acquires the electric energy consumption, the primary circuit and outdoor air temperature, and the water flow rates on the user side heat exchanger. These values are integrated with the operating status of each unit, as detected by Manager3000 or FWS3000, to calculate the final unit performance. Thanks to the web-based structure of DEMETRA, the final user can, in every moment after authentication, access to its homepage and visualize or download the data for the relevant variables in a chiller operation.





# NO GLYCOL OPTION

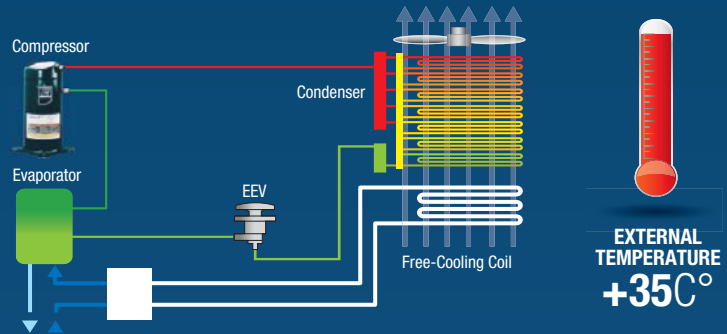
Operating with water directly exchanging heat with outdoor air at very low temperature, the entire primary hydraulic circuit has to be glycoled. Sometimes this is not possible or simply it is not desired. To comply with this request Climaveneta has an effective solution: the No Glycol option. A compact and unique solution which avoid the customer the issue to complicate the plant's circuitry.

## SUMMER TIME

The water is completely chilled by the normal cooling cycle, using the compressor.

A dedicated heat exchanger, specifically designed to fit in the unit, hydraulically separates the glycoled and not glycoled circuits.

During hot seasons the free cooling portion of the unit is off.

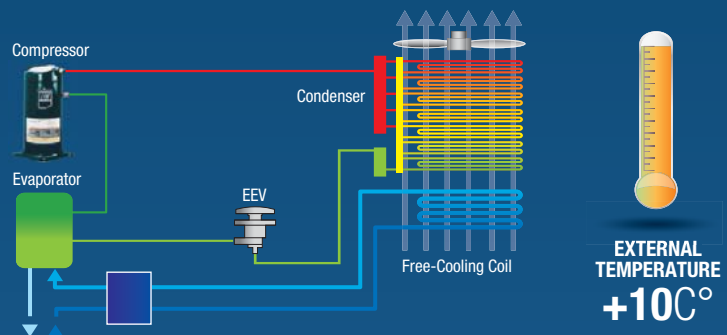


## MID-SEASON

The water is partially cooled by the outdoor air, and partially chilled by the compressor. The percentage of free-cooling obtained by the system depends on the outdoor temperature.

In mid season, the intermediate heat exchange starts exchanging heat from the plant's circuit to the intermediate glycoled circuit.

The unit optimizes the electrical power consumption.

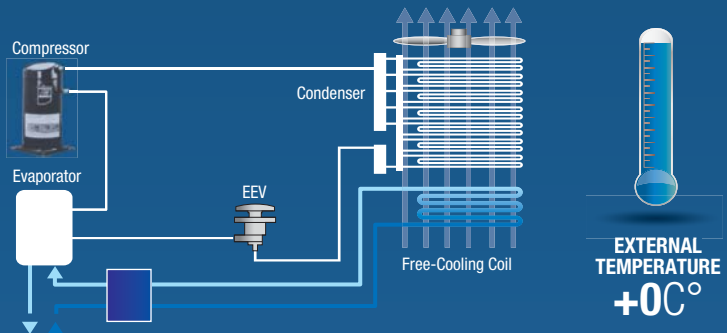


## WINTER TIME

When outdoor temperature is low enough, water is completely chilled by the free-cooling coil, keeping the compressor OFF.

The entire cooling capacity is achieved thanks to the indirect heat exchange between water and air.

In this phase, the electrical power consumption is only due to the fans.

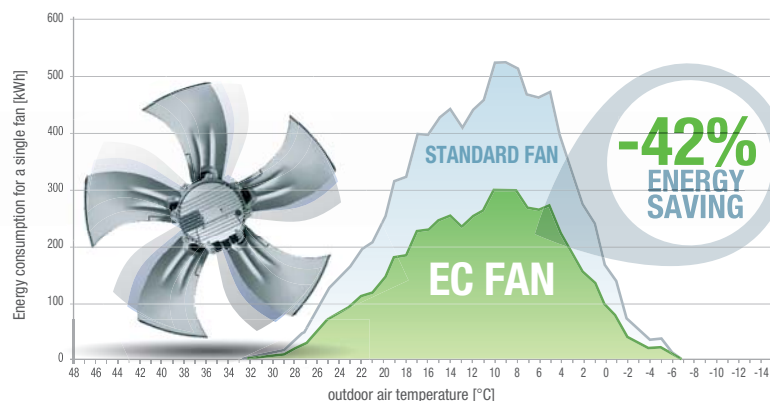


## EC FANS OPTION

As known, EC fans feature a motor efficiency higher than 90% and therefore they are classified EFF-1 as per the European regulation CEMEP/EU. The superior energy efficiency of the DC brushless motor further improves the unit performance, both during summer, intermediate and winter operation.

More advantages are low inrush current and low noise. In fact, the ability to continuously adjust the fan speed minimizes the noise level in each operating condition: load and outdoor air temperature.

Single fan energy consumption based on Paris climatic profile and an application with constant demand fans maximum speed set for a silenced version, 700 rpm. ►



# N ECS-FC

HFC  
R-410A



## Acoustic version

B: Base  
SL: Super low noise

## Functions

<>: Standard  
NG: No Glycol

NESC-FC				0152	0182	0202	0252	0302	0352	0412	0452	0512	0552
Compressors number				2	2	2	2	2	2	2	2	2	2
Circuits number				1	1	1	1	1	1	1	1	1	1
PERFORMANCE													
Cooling capacity	(1)	kW	B	40,6	48,2	58,2	63,6	83,2	98,2	108	123	140	156
			SL	38,2	46,9	52,5	58,8	78,5	91,5	105	114	128	145
Input power	(1)	kW	B	15,5	16,9	21,1	24,3	30,8	33,6	38,9	44,5	47,3	55,7
			SL	15,8	17,6	21,0	23,9	30,9	35,4	39,0	45,0	49,7	57,9
EER	(1)		B	2,62	2,85	2,76	2,62	2,70	2,92	2,78	2,77	2,96	2,80
			SL	2,42	2,66	2,50	2,46	2,54	2,58	2,68	2,53	2,57	2,50
Complete Free Cooling temperature	(2)	°C	B	2,0	1,6	1,3	0,5	-0,1	0,9	0,0	0,2	0,8	-0,3
			SL	-0,5	-0,9	-0,5	-0,6	-0,8	-0,6	-0,2	-0,9	-0,9	-1,1
EER in complete Free Cooling mode	(2)		B	27,1	32,1	13,9	15,1	19,8	23,4	25,7	19,6	22,3	24,8
			SL	61,6	31,3	35,0	34,2	45,6	35,5	40,6	44,1	37,1	42,0
NOISE													
Sound Power Level	(3)	dBA	B	87	87	90	90	91	91	92	92	93	93
			SL	77	78	78	79	80	81	81	82	83	84
DIMENSION													
Lenght		mm	B	2200	2200	2602	2602	2602	3602	3602	3602	4602	4602
			SL	2200	2602	2602	2602	3602	3602	4602	4602	4602	4602
Width		mm		920	920	1104	1104	1104	1104	1104	1104	1104	1104
Height		mm		1780	1780	2175	2175	2175	2175	2175	2175	2205	2205

NESC-FC				0604	0612	0704	0804	0904	1004	1104	1204	1404	1604
Compressors number				4	4	4	4	4	4	4	4	4	4
Circuits number				2	2	2	2	2	2	2	2	2	2
PERFORMANCE													
Cooling capacity	(1)	kW	B	167	175	195	221	252	275	316	354	404	449
			SL	155	167	180	201	226	255	291	326	375	415
Input power	(1)	kW	B	61,5	64,6	68,0	79,8	86,4	96,8	110	128	141	161
			SL	63,0	64,4	72,4	82,1	90,9	98,1	113	130	145	165
EER	(1)		B	2,71	2,71	2,86	2,76	2,92	2,84	2,87	2,77	2,87	2,78
			SL	2,46	2,59	2,48	2,45	2,49	2,60	2,57	2,51	2,58	2,51
Complete Free Cooling temperature	(2)	°C	B	2,0	-0,3	0,5	0,9	1,9	1,2	1,1	1	1,3	1,1
			SL	-1,0	-2,1	-1,0	-2,5	-1,1	-2,2	-2,5	-2,4	-2,4	-2,4
EER in complete Free Cooling mode	(2)		B	19,9	20,9	23,2	17,5	20,0	21,8	25,0	21,0	24,0	21,3
			SL	35,2	48,5	34,9	39,0	43,8	49,3	56,3	47,4	54,4	48,2
NOISE													
Sound Power Level	(3)	dBA	B	94	93	93	94	94	94	95	96	96	97
			SL	85	82	83	83	84	84	85	86	86	87
DIMENSION													
Lenght		mm	B	4602	4110	4110	4110	5110	5110	5110	5110	6110	6110
			SL	4602	4110	4110	4110	5110	5110	5110	5110	6110	6110
Width		mm		1104	2220	2220	2220	2220	2220	2220	2220	2220	2220
Height		mm		2205	2150	2150	2150	2150	2150	2430	2430	2430	2430

(1) Evaporator inlet/outlet temperature = 15/10°C    Outdoor air temperature = 35°C    Glycol content = 30%  
 (2) Evaporator outlet temperature = 10°C    100% of cooling capacity    Glycol content = 30%  
 (3) Sound power level based on measurements in compliance with ISO3744.



# FX-FC

HFC  
R-134a



SCREW

208EM

311

1321

0 200 400 600 800 1000 1200 1400 kW



## Acoustic version

T+: High efficiency

SL-T: Super low noise, high efficiency

## Functions

<>: Standard

NG: No Glycol

FX-FC				1502	1702	1902	2002	2202	2602	2702	3002	3202
Compressors number				2	2	2	2	2	2	2	2	2
Circuits number				2	2	2	2	2	2	2	2	2
PERFORMANCE												
Cooling capacity	(1)	kW	T+	311	348	403	448	496	575	619	646	701
			SL-T+	307	352	396	455	494	580	609	663	693
Input power	(1)	kW	T+	95,3	110	123	142	151	185	199	215	227
			SL-T+	96,3	104	124	138	151	180	201	208	228
EER	(1)		T+	3,26	3,17	3,28	3,15	3,28	3,10	3,12	3,01	3,09
			SL-T+	3,18	3,36	3,19	3,30	3,27	3,22	3,04	3,19	3,04
Complete Free Cooling temperature	(2)	°C	T+	1,7	1,9	1,8	1,9	1,9	2,3	2,2	1,9	2,2
			SL-T+	1,1	1,1	1,1	0,9	1,1	1,0	1,4	1,0	1,4
EER in complete Free Cooling mode	(2)		T+	25,9	21,7	25,2	22,4	24,8	24,0	25,8	26,9	25,0
			SL-T+	31,9	36,6	33,0	38,0	34,3	34,6	36,3	34,5	36,1
NOISE												
Sound Power Level	(3)	dBA	T+	99	100	100	100	102	102	102	103	103
			SL-T+	89	89	89	90	91	91	91	92	92
DIMENSION												
Lenght		mm	T+	4000	4000	4900	4900	5800	5800	6400	6400	7000
			SL-T+	4000	4900	4900	5800	5800	7000	7000	7900	7900
Width		mm		2260	2260	2260	2260	2260	2260	2260	2260	2260
Height		mm		2500	2500	2500	2500	2500	2500	2500	2500	2500

FX-FC				3402	3602	3902	4202	4502	4802	5402	6002
Compressors number				2	2	2	2	2	2	2	2
Circuits number				2	2	2	2	2	2	2	2
PERFORMANCE											
Cooling capacity	(1)	kW	T+	770	818	874	938	1017	1113	1237	1321
			SL-T+	729	814	867	906	1019	1079	1198	
Input power	(1)	kW	T+	241	264	284	295	326	340	398	442
			SL-T+	251	264	285	304	321	345	405	
EER	(1)		T+	3,20	3,10	3,07	3,17	3,12	3,27	3,11	2,99
			SL-T+	2,90	3,08	3,04	2,98	3,17	3,13	2,96	
Complete Free Cooling temperature	(2)	°C	T+	1,7	2,1	1,6	1,6	1,8	1,7	1,8	1,8
			SL-T+	1,1	1,4	1,0	0,7	1,3	1,0	0,5	
EER in complete Free Cooling mode	(2)		T+	24,1	25,6	27,3	29,3	25,4	23,2	25,8	27,5
			SL-T+	38,0	33,9	36,1	37,7	35,4	37,5	41,6	
NOISE											
Sound Power Level	(3)	dBA	T+	103	103	104	104	105	106	106	107
			SL-T+	92	92	92	92	94	94	95	
DIMENSION											
Lenght		mm	T+	7900	7900	7900	10000	10000	11800	11800	13000
			SL-T+	7900	10000	10000	10000	11800	11800	13000	
Width		mm		2260	2260	2260	2260	2260	2260	2260	2260
Height		mm		2500	2500	2500	2500	2500	2500	2500	2500

(1) Evaporator inlet/outlet temperature = 15/10°C Outdoor air temperature = 35°C

(2) Evaporator outlet temperature = 10°C 100% of cooling capacity

(3) Sound power level based on measurements in compliance with ISO3744.

Glycol content = 30%

Glycol content = 30%



'BY FAR  
THE BEST  
PROOF IS  
EXPERIENCE'

Sir Francis Bacon  
British philosopher  
(1561 - 1626)



Sony Ericsson



TELECOMMUNICATIONS

# SONY ERICSSON PLANT

Lund - Sweden 2008

## THE DESIGNER SAYS: **ENG. MATS LUDVIGSSON**

*"The end user has a stable cooling load all year around, therefore the demand was an optimized solution focused on energy saving. Energy efficiency and sound level were important criterias, therefore the units have oversized evaporators and condensers compared to standard units and they are also equipped with electronic expansion valves and EC-fans that reduce to the minimum energy consumption. Climaveneta and AQS-Produkter AB are reliable partners with high quality products and technical solutions."*

## PROJECT

Sony Ericsson, the joint venture between Japan-based consumer electronics maker Sony and Sweden-based Ericsson, was established in 2001 to combine the cell phone operations of both companies, to draw on the wireless technology of Ericsson, the world's leading maker of wireless network equipment, and Sony's expertise in developing popular consumer gadgetry.

## CHALLENGE

A high level of functionality combined with ease of use and reliable performances were the driving forces behind the choice of the air conditioning system for Sony Ericsson office building and data center in Lund, Sweden. Increasing energy efficiency respecting the environment was the most important requirement to reduce energy consumption and CO<sub>2</sub> emissions.

## SOLUTION

For the air conditioning system of the data center, AQS-Produkter AB selected 2 Climaveneta FOCS-FC/SL 2702 with EC-fans. This air-cooled range, fitted with FREE-COOLING coils, is adapt for installations whenever the need for cooling continues throughout the cold months, or when the external air temperature is lower than the temperature of the liquid returning from the installation. During free-cooling operation the fluid is cooled by means of the external air, thus reducing the load on the compressors or even completely substituting them. The necessary cooling capacity is therefore obtained with almost zero energy expenditure.

Designer: Mats Ludvigsson - ÅF-Infrastruktur AB  
Installer: Energi & Klimateknik i Tyngelsjö AB

Installed machines:  
2 Climaveneta air cooled chillers with EC-fans and free-cooling provided by AQS Produkter AB



## OTHER PROJECTS FOR KONZUM



### **KONZUM D.D.**

2009 Zaprešić (Croatia)

Air to Air System

Cooling capacity:  
950 kW

Installed machines:  
1x NECS-FC, 4x  
WISDOM-R GAS



## SHOPPING CENTRES

# KONZUM D.D. – OPOROVECKA

2009 Zagabria (Croatia)

### PROJECT

Located in Zagreb, Super Konzum Shopping centre is a 6000 m<sup>2</sup> mall, providing, as all Konzum stores, high quality shopping experience to its customers and visitors.

### CHALLENGE

The project of the air conditioning system was characterized by several challenges, due to a very strict regulation about noise emissions, due to the location of the building. All these challenges had to ensure ideal comfort levels and a high energy efficiency.

### SOLUTION

After thorough examination of a number of alternatives, the ideal solution was reached choosing a system based on 4 i-Whisper Enthalpy combined with a NECS chiller in free cooling version. The combination of a Rooftop units with a NECS-FC units using Free-cooling allowed an average power saving of 30% compared with standard European consumption and significant advantages in terms of reduced maintenance and increased reliability.

Installed machines:

1x NECS-FC/SL 0352, 1x WIZARD 0430,  
4x WHISPER ENTHALPHY GAS 0454



### KONZUM D.D.

2009 Ivanec (Croatia)

Air to Air System

Cooling capacity:  
750 kW

Installed machines:

1x NECS-FC,  
3x WHISPER ENTHALPHY  
GAS

# 1000 PROJECTS ALL OVER THE WORLD




## TEATRO CAMPOS ELISEOS

2009 Bilbao - Spain

Hydronic System  
Cooling capacity: 536 kW

Installed machines:  
1x FOCS-FC/SL 2702




## WEST GATE OFFICE BUILDINGS

2008 Bucharest - Romania

Hydronic System  
Cooling capacity: 5526 kW

Installed machines:  
2x FOCS-FC/SL NG 4202,  
2x FOCS-FC/SL NG 4212,  
1x FOCS/LN R 3602,  
1x FOCS-CA/LN R 3602,  
Over 550 hydronic terminals



## ERICUSKONTOR

2008 Hamburg - Germany

Hydronic System  
Cooling capacity: 900 kW

Installed machines:  
2x FOCS-FC/SL 2022,  
1x NECS-W H 0512



## LOGICA - BROMÖLLA

2010 Bromölla - Sweden

Hydronic System  
Cooling capacity: 900 kW

Installed machines:  
2x FOCS-FC/SL 1922



## IWC

2010 Neuhausen - Switzerland

Hydronic System  
Cooling capacity: 293,1 kW

Installed machines:  
1x NECS-FC 1004



## IKEA STORE ÄLMHULT

2010 Älmhult - Sweden

Hydronic System  
Cooling capacity: 44 kW

Installed machines:  
1x NECS-FC/B 0152





**EVERY PROJECT IS CHARACTERISED BY DIFFERENT USAGE CONDITIONS AND SYSTEM SPECIFICATIONS FOR MANY DIFFERENT LATITUDES. ALL THESE PROJECTS SHARE HIGH ENERGY EFFICIENCY, MAXIMUM INTEGRATION AND TOTAL RELIABILITY DUE TO THE UNIQUE CLIMAVENETA EXPERIENCE.**

**EBM**  
2010 Münchenstein - Switzerland

Hydronic System  
Cooling capacity: 56,9 kW

Installed machines:  
1x NECS-FC/SL 0202

**UNILEVER FOOD SOLUTIONS**

2009 Poznan - Poland

Hydronic System  
Cooling capacity: 900 kW

Installed machines:  
2x FOCS-FC/B 1922

**MAINZ UNIVERSITY  
NUCLEAR CHEMISTRY  
DEPARTMENT**

2009 Mainz - Germany

Hydronic System  
Cooling capacity: 240 kW

Installed machines:  
1x NECS-FC/SL 1004

**CHEREMUSHKI  
SHOPPING CENTRE**

2002 Moscow - Russia

Hydronic System  
Cooling capacity: 9000 kW

Installed machines:  
4x free cooling chillers and 5  
water cooled chillers

**NOVO PARK  
OFFICE BUILDINGS**

2009 Bucharest - Romania

Hydronic System  
Cooling capacity: 3614 kW

Installed machines:  
2x FOCS-FC/B NG 4822, 1x  
FOCS/B 4822, controlled by group  
device MANAGER 3000

**NEW YORK HOTEL  
DISNEYLAND PARIS**

2010 Paris - France

Hydronic System  
Cooling capacity: 2899 kW

Installed machines:  
2x FOCS-CA/LN D 5424,  
1x NECS-FC/SL NG 0704

**Climaveneta S.p.A.**

Via Sarson 57/c  
36061 Bassano del Grappa (VI)  
Italy  
Tel +39 0424 509 500  
Fax +39 0424 509 509  
info@climaveneta.com  
www.climaveneta.com

**Climaveneta France**

3, Village d'Entreprises  
ZA de la Couronne des Prés  
Avenue de la Mauldre  
78680 Epône  
France  
Tel +33 (0)1 30 95 19 19  
Fax +33 (0)1 30 95 18 18  
info@climaveneta.fr  
www.climaveneta.fr

**Climaveneta Deutschland**

Rhenus Platz 2  
59439 Holzwickede  
Germany  
Tel +49 2301 91222-0  
Fax +49 2301 91222-99  
info@climaveneta.de  
www.climaveneta.de

**Climaveneta****España - Top Clima**

Londres 67, 1º 4º  
08036 Barcelona  
Spain  
Tel +34 934 195 600  
Fax +34 934 195 602  
topclima@topclima.com  
www.climaveneta.com

**Climaveneta Chat Union****Refrig. Equipment Co Ltd**

88 Bai Yun Rd, Pudong Xinghuo  
New dev. zone 201419 Shanghai  
China  
Tel 008 621 575 055 66  
Fax 008 621 575 057 97

**Climaveneta Polska Sp. z o.o.**

Ul. Sienkiewicza 13A,  
05-120 Legionowo,  
Poland  
Tel +48 22 766 34 55-57  
Fax +48 22 784 39 09  
info@climaveneta.pl  
www.climaveneta.pl

**Climaveneta****Climate Technologies (P) Ltd**

#3487, 14th Main, HAL 2nd stage,  
Indiranagar, Bangalore 560008  
India  
Tel: +91-80-42466900 - 949,  
Fax: +91-80-25203540  
sales@climaveneta.in

**Climaveneta UK LTD.**

Highlands Road,  
Shirley Solihull  
West Midlands B90 4NL  
Tel: +44 (0)871 663 0664  
Fax: +44 (0)871 663 1664  
Freephone: 0800 801 819  
response@climaveneta.co.uk  
www.climaveneta.co.uk